

**NAT.FED**

**EUROMETAL**



**BUSINESS REPORT TO  
NAT.FED MEMBERS AND ASSOCIATE MEMBERS  
JANUARY 2012**

**NOVEMBER SALES OF EU STEEL STOCKHOLDING DISTRIBUTION DID  
INCREASE BY + 5 %**

**DUE TO INCREASED SALES, STOCK REACH IN EU STEEL  
STOCKHOLDING DISTRIBUTION LOWERED TO 63 DAYS OF SALES**

**IMPORTANT NOTICE:**

**SALES = SALES OF EU-27 STEEL DISTRIBUTION INSIDE EU-27**

**STOCKS = STOCKS OF EU-27 STEEL DISTRIBUTION INSIDE EU-27**

# MARKET MONITORING NOVEMBER 2011

## IMPORTANT NOTE:

STOCKS ARE REPORTED IN DAYS OF SALE BASED ON A THREE MONTHS MOVING AVERAGE

SALES INDEX: MONTHLY AVERAGE 2007 = 100

STOCK INDEX: MONTHLY AVERAGE 2007 = 100

---

**EUROMETAL**



**dismet**

**DISTRIBUTORS OF STEEL, TUBES  
AND METALS STUDY GROUP**

# **DISMET MARKET MONITORING**

**NOVEMBER 2010 - NOVEMBER 2011**

**NOTE: STOCKS ARE REPORTED IN DAYS OF SALE BASED ON A THREE MONTHS MOVING AVERAGE  
SALES INDEX: MONTHLY AVERAGE 2007 = 100 STOCK INDEX: MONTHLY AVERAGE 2007 = 100**

**IN NOVEMBER 2011, EU DISTRIBUTION STEEL SALES DID PROGRESS BY + 5 %.**

**NOVEMBER SALES 2011 DID EVEN OUTPASS SALES FROM NOVEMBER 2010 BY + 5 %.**

**AS CAN BE SEEN FROM THE FOLLOWING CHARTS, SALES OF LAST THREE MONTHS ARE AT THE LEVEL OF THE FIRST QUARTER SALES.**

<b>SALES EUROPEAN STEEL DISTRIBUTION</b>	<b>NOV 11/ OCT 11</b>	<b>NOV 11/NOV 10</b>
<b>DISMET SALES-EU STOCKHOLDING DISTRIBUTION</b>		
<b>LONG STEEL PRODUCTS</b>	<b>+ 3 %</b>	<b>+ 6 %</b>
<b>FLAT STEEL PRODUCTS</b>	<b>+ 7 %</b>	<b>+ 7 %</b>
<b>ALL STEEL PRODUCTS (INCL.TUBES, STAINLESS &amp; SPECIAL STEELS)</b>	<b>+ 5 %</b>	<b>+ 5 %</b>

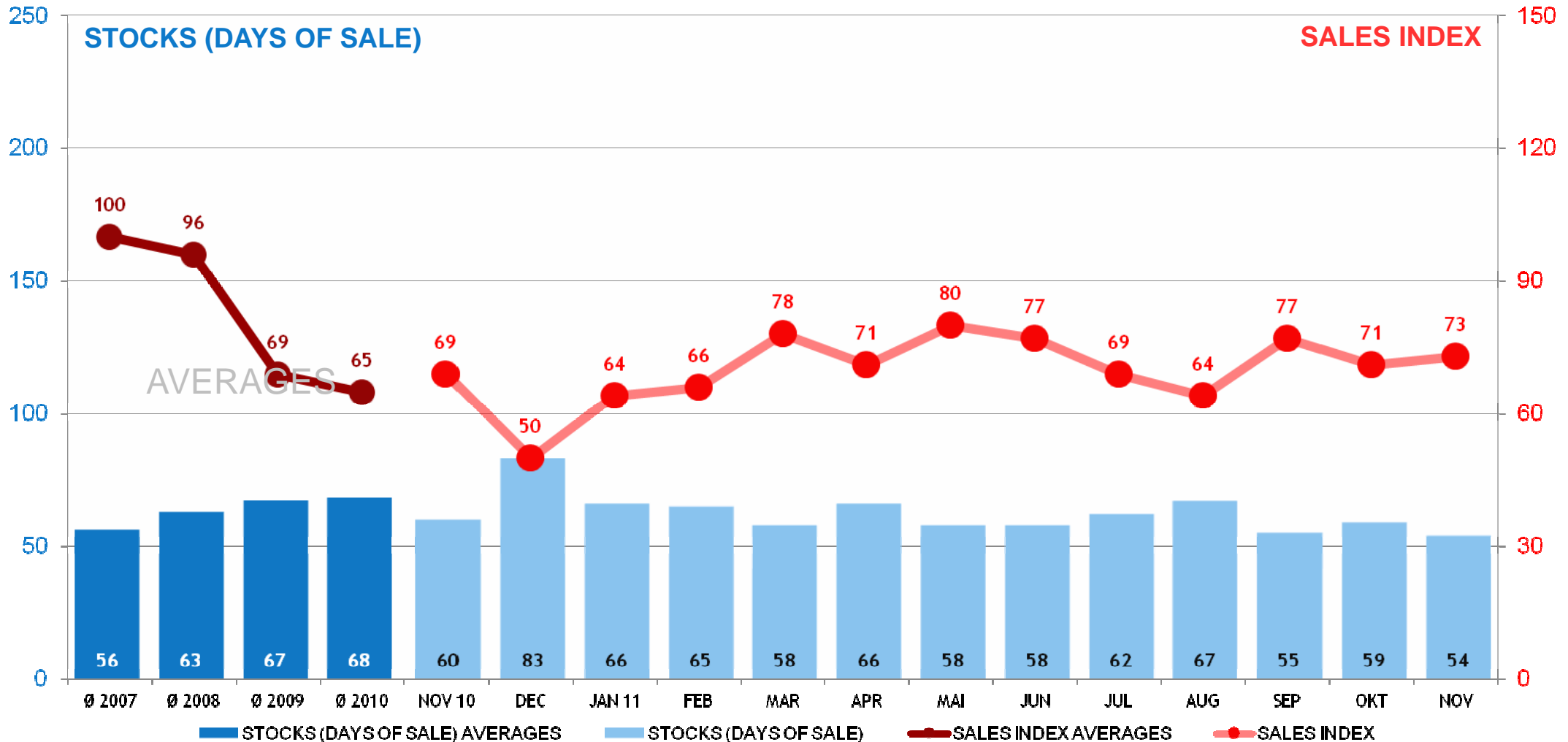
**IN NOVEMBER 2011, STOCK VOLUMES OF EU STEEL DISTRIBUTION DID DECREASE  
LEADING TO A SHORTER STOCK REACH, EXPRESSED IN DAYS OF SALES**

**AS WELL FOR LONGS AS FOR FLATS THE STOCK REACH OF NOVEMBER 2011 IS NOW BELOW  
TWO MONTHS OF SALES**

<b>STEEL STOCKS EUROPEAN STEEL DISTRIBUTION STOCKS EXPRESSED IN DAYS OF SALES</b>	<b>NOV 11</b>	<b>OCT 11</b>	<b>NOV 10</b>
<b>DISMET STOCKS-EU STEEL STOCKHOLDING DISTRIBUTION</b>			
<b>LONG STEEL PRODUCTS</b>	<b>54 DAYS</b>	<b>59 DAYS</b>	<b>60 DAYS</b>
<b>FLAT STEEL PRODUCTS</b>	<b>59 DAYS</b>	<b>65 DAYS</b>	<b>58 DAYS</b>
<b>ALL STEEL PRODUCTS (INCLUDING TUBES, STAINLESS &amp; SPECIALS)</b>	<b>63 DAYS</b>	<b>68 DAYS</b>	<b>63 DAYS</b>

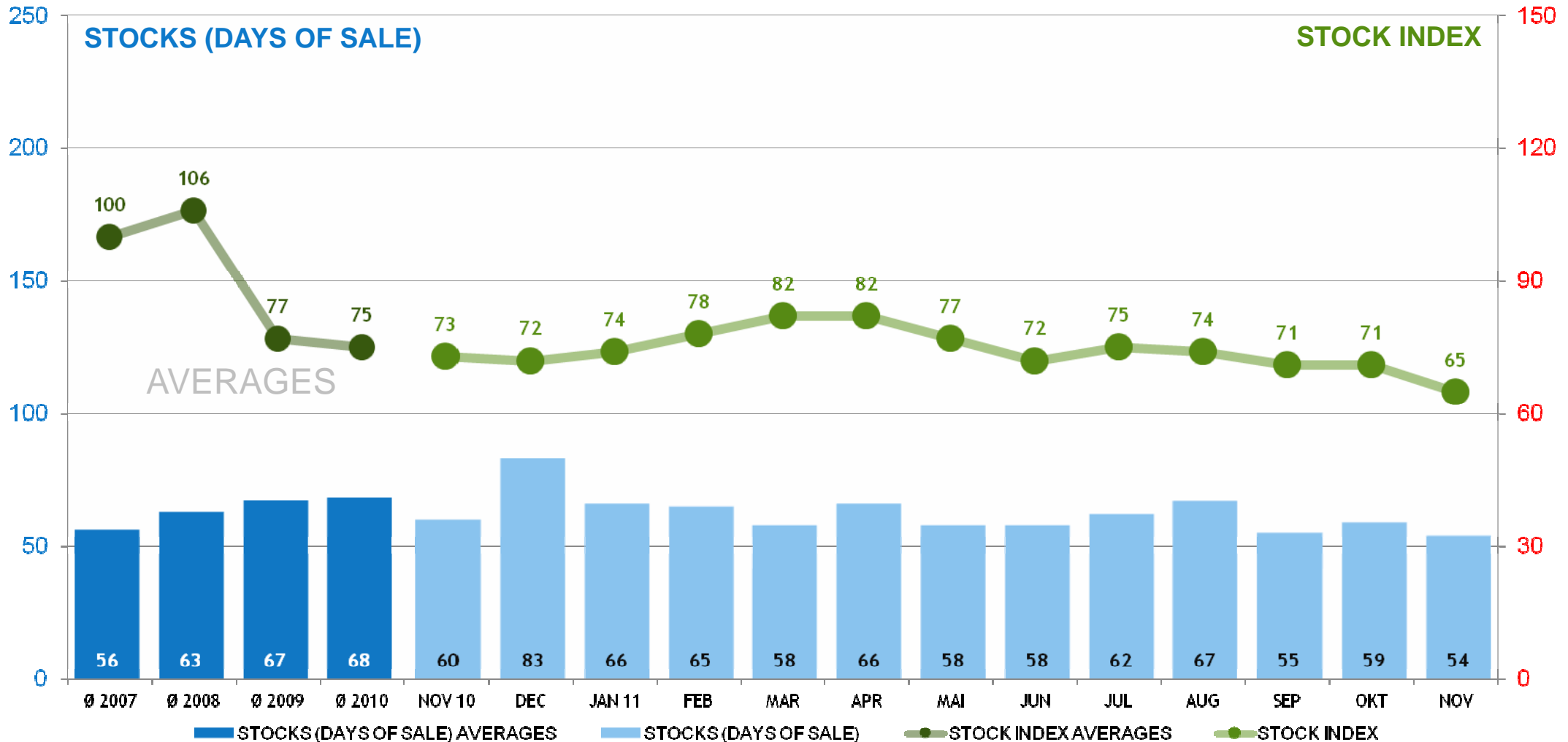
## STEEL STOCKHOLDING DISTRIBUTION: LONG STEEL PRODUCTS SALES

SALES OF LONG STEEL PRODUCTS INCREASED IN NOVEMBER BY + 3 %.



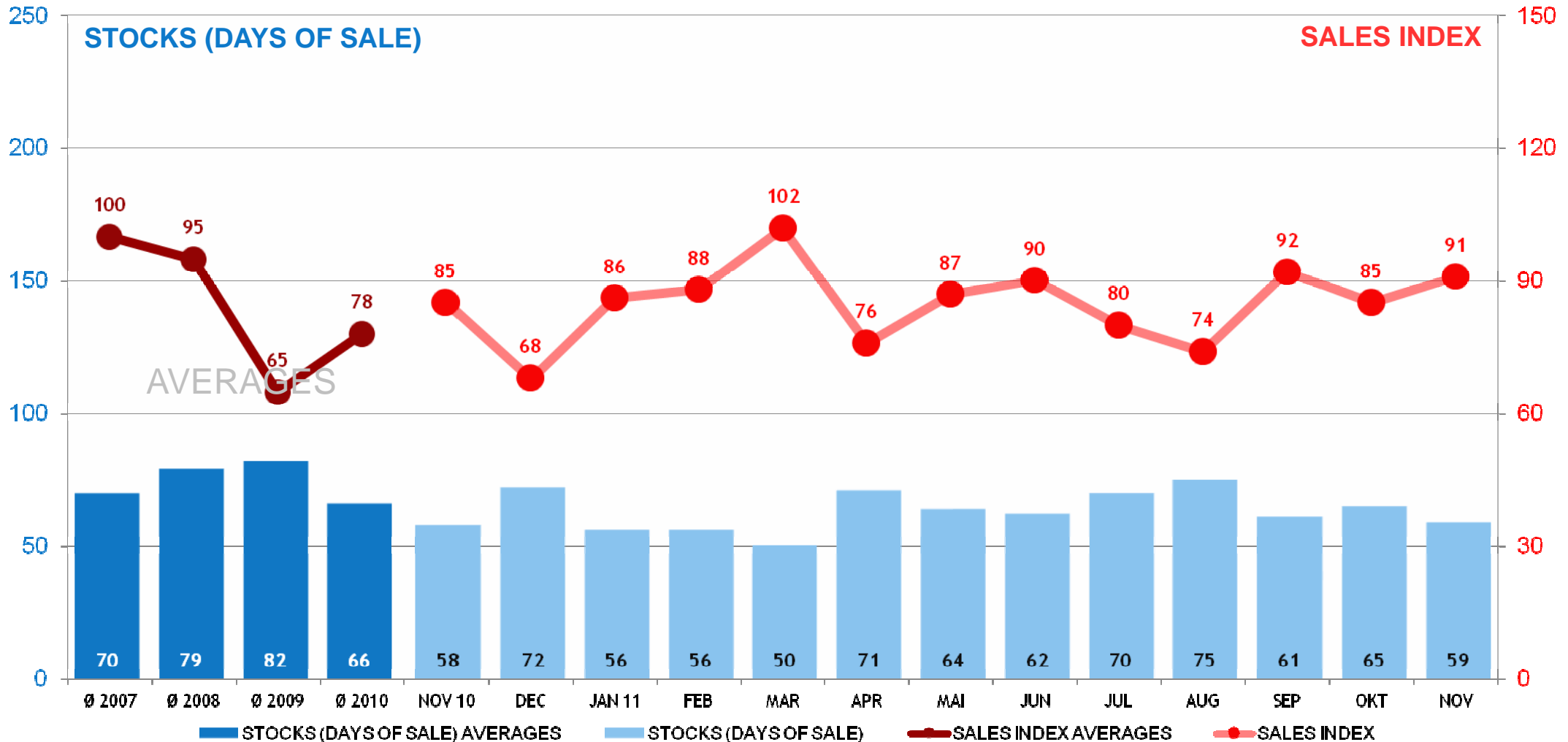
## STEEL STOCKHOLDING DISTRIBUTION: LONG STEEL PRODUCTS STOCKS

IN NOVEMBER, STOCK REACH OF LONG PRODUCTS WAS 54 DAYS OF SALES



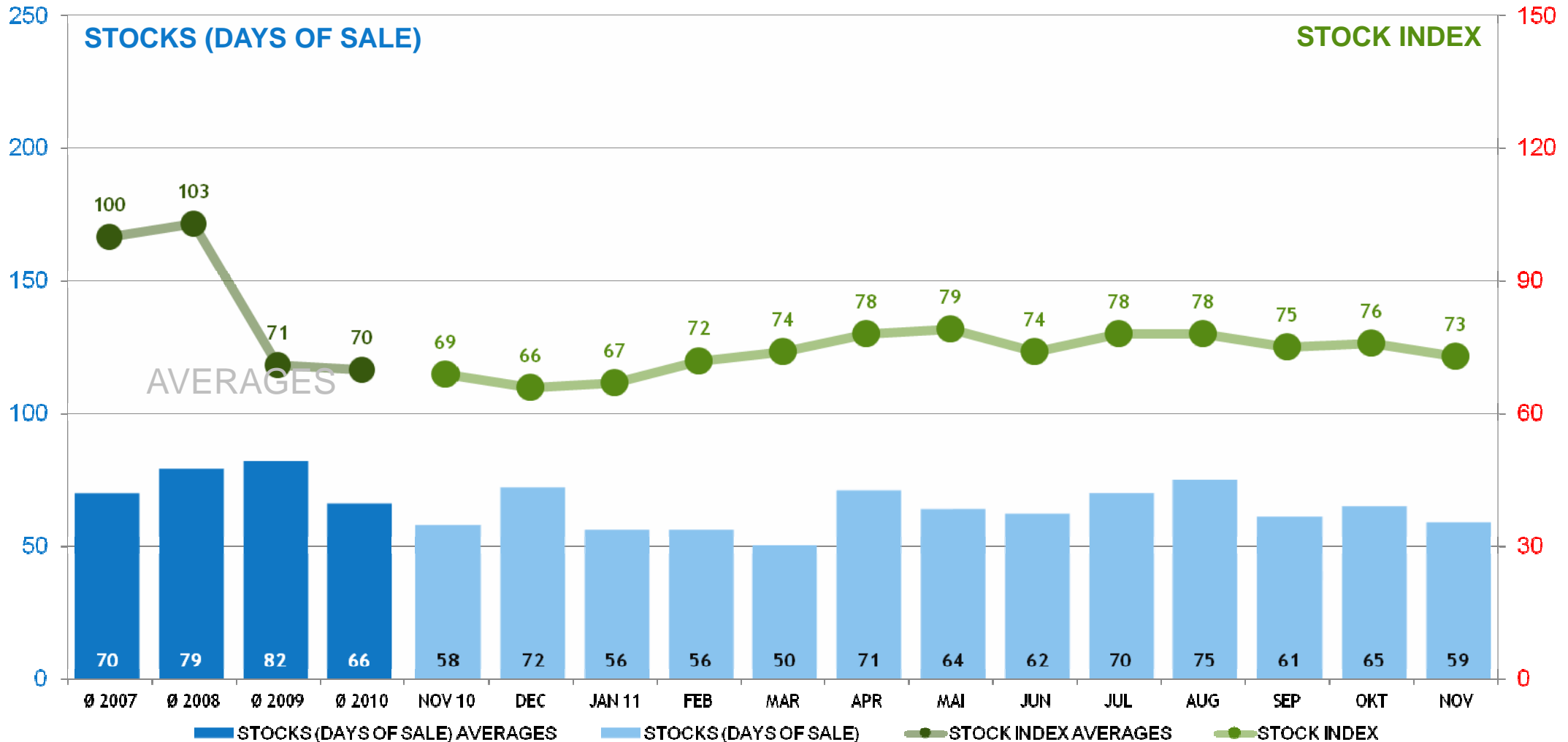
## STEEL STOCKHOLDING DISTRIBUTION: FLAT STEEL PRODUCTS SALES

SALES OF FLAT PRODUCTS INCREASED IN NOVEMBER BY + 7 %



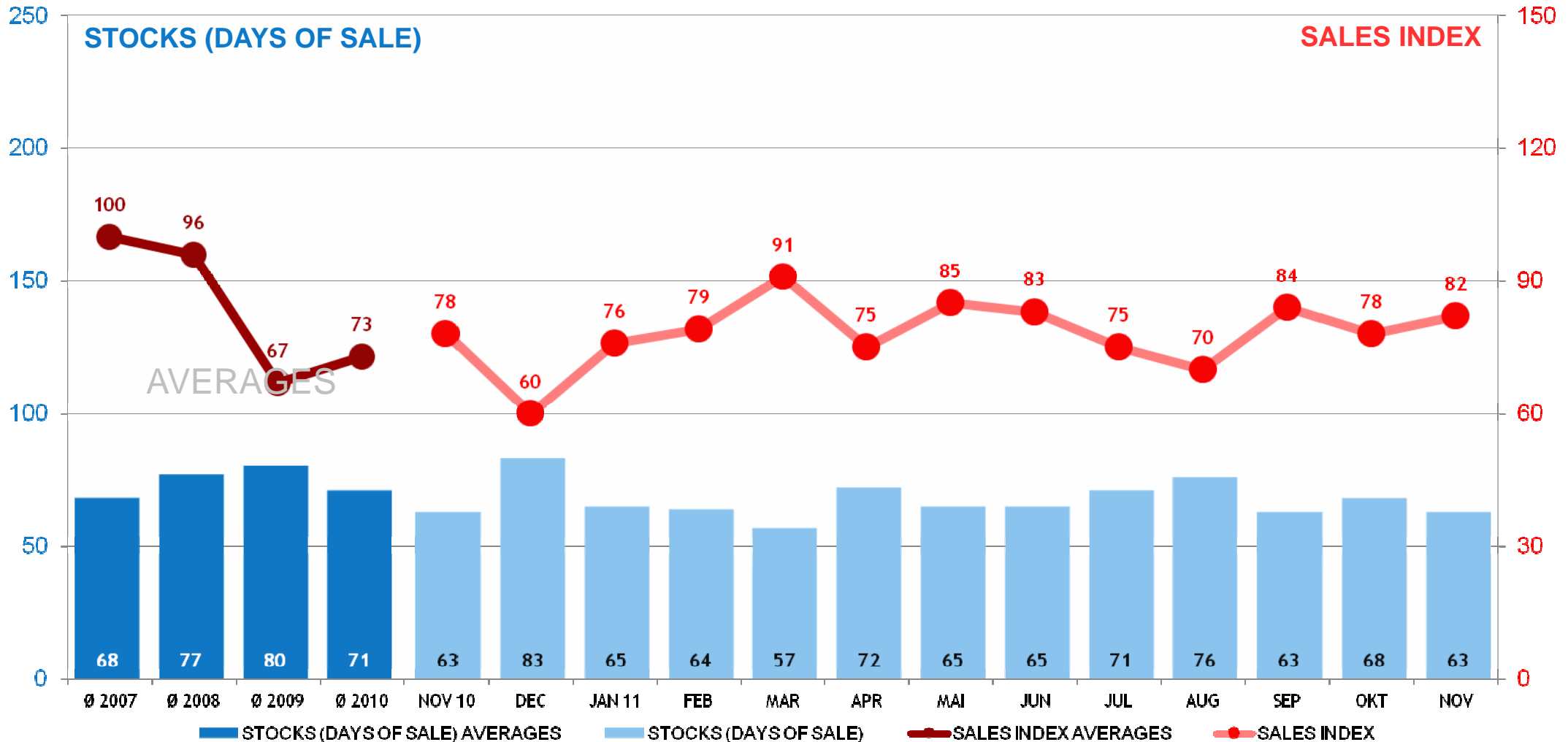
## STEEL STOCKHOLDING DISTRIBUTION: FLAT STEEL PRODUCTS STOCKS

IN NOVEMBER 2011, STOCK REACH WAS 59 DAYS OF SALES



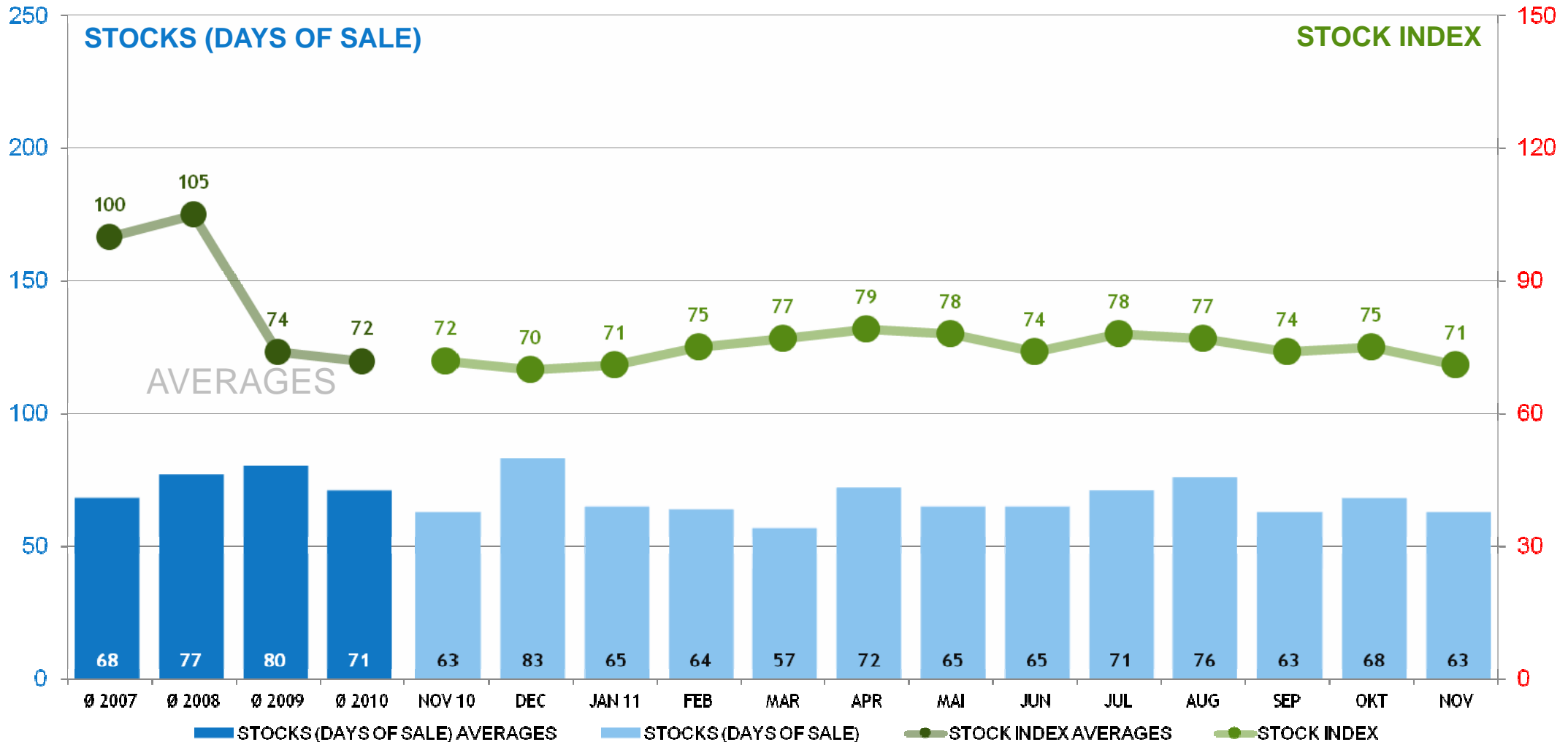
# STEEL STOCKHOLDING DISTRIBUTION: ALL STEEL PRODUCTS SALES

SALES OF EU STEEL STOCKHOLDING DISTRIBUTION INCREASED BY + 5 % IN NOVEMBER 2011



## STEEL STOCKHOLDING DISTRIBUTION: ALL STEEL PRODUCTS STOCKS

AT END NOVEMBER 2011, STOCKS OF EU STEEL STOCKHOLDING DISTRIBUTION REACHED 63 DAYS OF SALES





## **MARKET STATISTICS SALES & STOCKS OCTOBER 2010 - OCTOBER 2011**

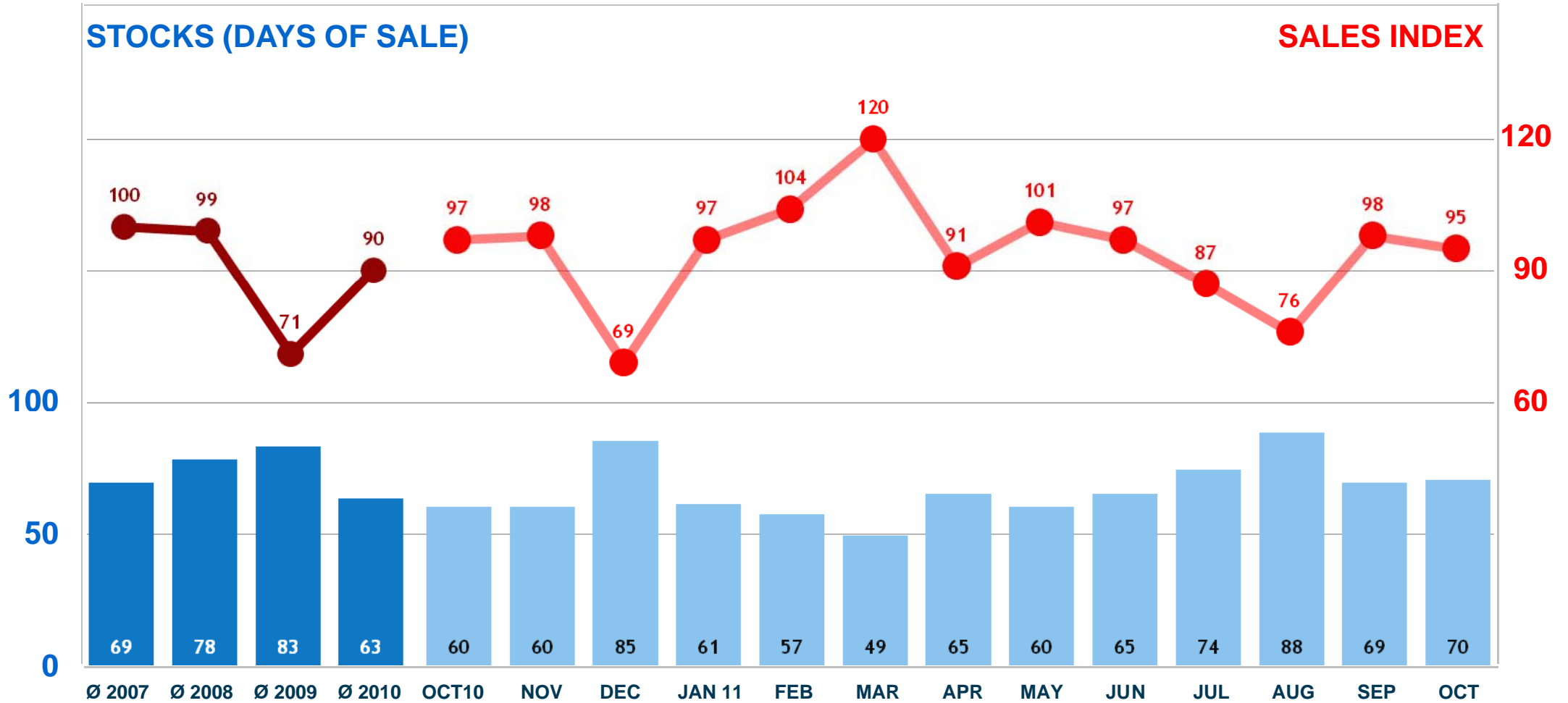
**HOT ROLLED PRODUCTS  
COLD ROLLED PRODUCTS  
HOT DIP GALVANISED PRODUCTS  
ELECTRO GALVANISED PRODUCTS  
ORGANIC/COLOUR COATED PRODUCTS  
ALL STRIP PRODUCTS**

**NOTE:**

STOCKS ARE REPORTED IN DAYS OF SALE BASED ON A THREE MONTHS MOVING AVERAGE

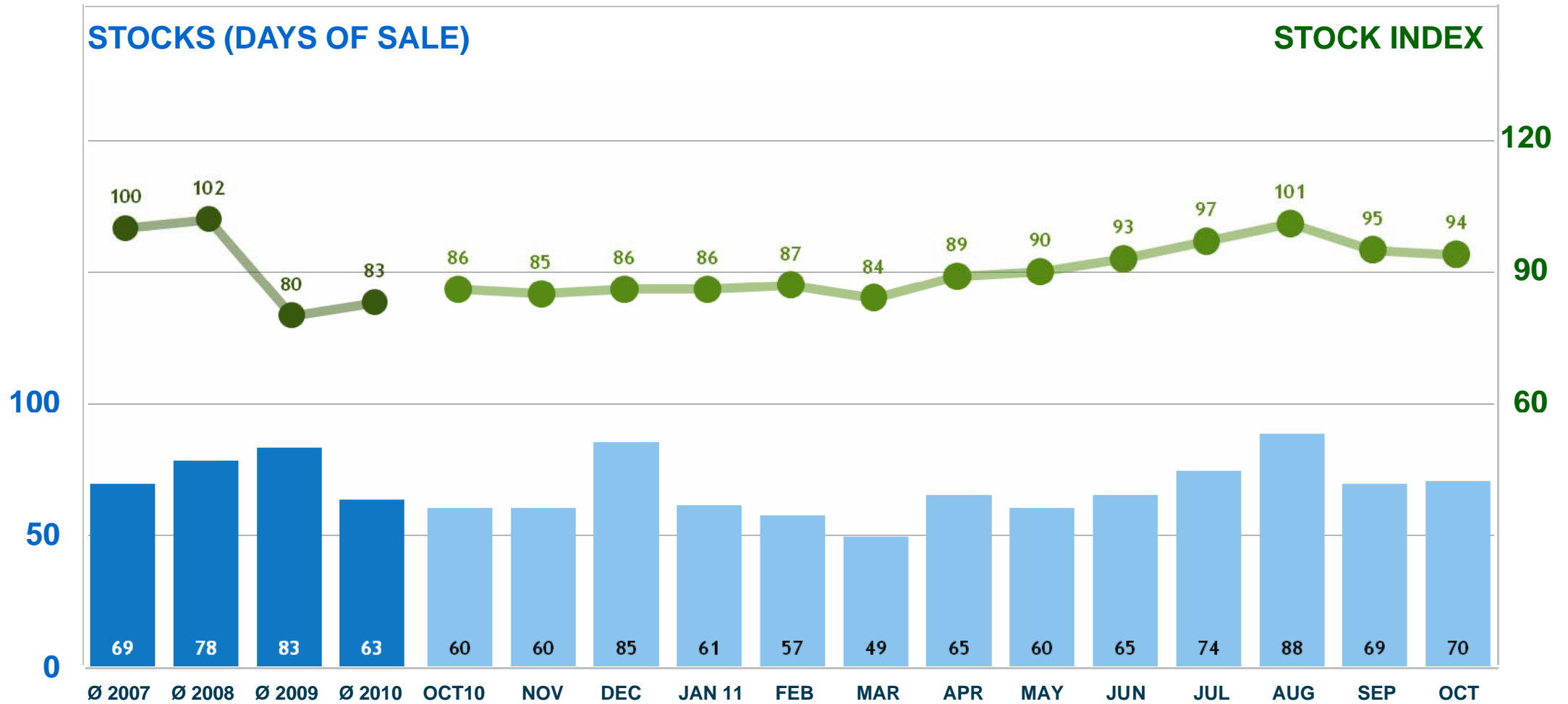
SALES INDEX: MONTHLY AVERAGE 2007 = 100    STOCK INDEX: MONTHLY AVERAGE 2007 = 100

**ALL STRIP MILL PRODUCTS  
SALES OF OCTOBER DID DECREASE BY - 3 % BUT STAY AT SATISFACTORY LEVEL**



## ALL STRIP MILL PRODUCTS

STOCKS REACH OF FLAT SSC DISTRIBUTION IS 70 DAYS AT END OCTOBER 2011



## DISCLAIMER

EUROMETAL presentations and papers may include forward-looking information and statements about the steel sector (production, distribution, consuming industries and their stake-holders). Forward-looking information and statements are not historical facts but have to include financial or other projections & estimates and their underlying assumptions, statements regarding plans, objectives and expectations with respect to future operations, products and services, and statements regarding future performance.

For EUROMETAL the expectations reflected in such information and statements are reasonable. Any third parties are cautioned that forward-looking information and statements are subject to various risks and uncertainties, many of which are difficult to predict and generally beyond the control of EUROMETAL, that could cause actual results and developments to differ materially from those expressed in, or implied or projected by, the forward-looking information and statements.

Consequently EUROMETAL

- denies all responsibility regarding the said informations and statements
- undertakes no obligation to publicly update forward-looking statements, whether as a result of new information, future events, or otherwise.

For any further information regarding the EUROMETAL Governance Rules also see the Compliance Guidelines on the website at [www.eurometal.net](http://www.eurometal.net)